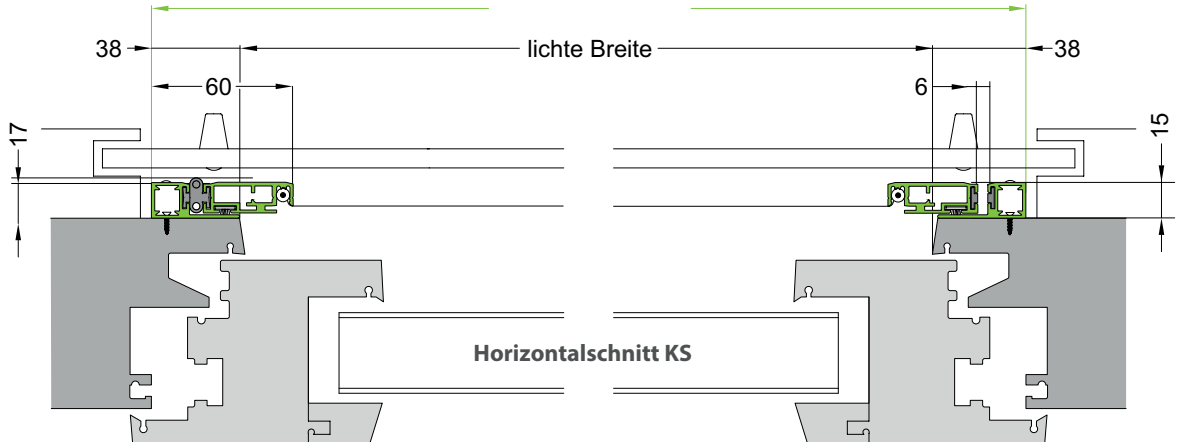
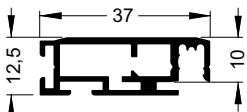




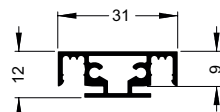
Horizontalschnitt



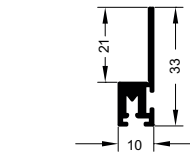
eingesetzte Profile & Zubehör



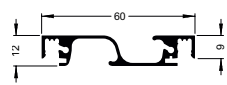
226 Rahmenprofil



231 Sprosse



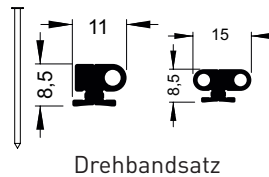
282 Bürstenkanalprofil



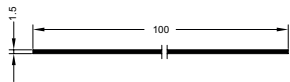
234 Griffspresse



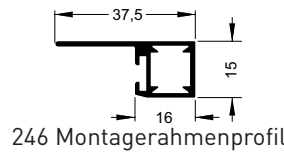
Bürste 6,7 x 5 mm



Drehbandsatz

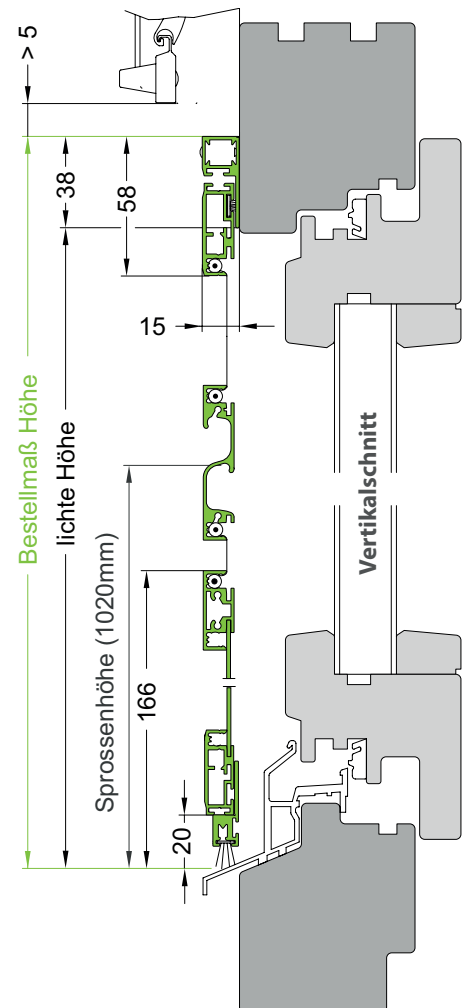


271 Trittblech



246 Montagerahmenprofil

Vertikalschnitt



Bestellangaben

Montage auf Rahmen:

Bestellbreite = lichte Breite Blendrahmen + 76mm
 Bestellhöhe = lichte Höhe Blendrahmen + 38mm

Montage in der Falz:

Bestellbreite = lichte Breite Blendrahmen - 2mm
 Bestellhöhe = lichte Höhe Blendrahmen - 2mm

Rahmenfarbe, Bürsten-/Kederfarbe, Gewebe oben, Gewebe unten, Drehrichtung DIN, Zubehör

